


Finding theses in [iDiscover](#)

1. Finding theses by author's name

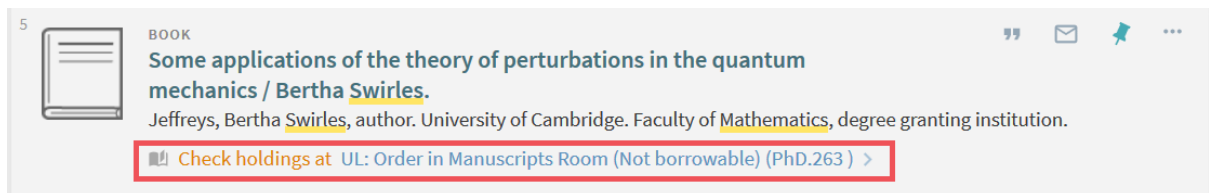
- Change 'All Libraries/Collections' to 'Books' in the drop-down section of the search bar.



- Type author's name and department keyword, press 'Return' or click on 



- The result you want will say 'Order in Manuscripts Reading Room (Not borrowable) (PhD...)'



Troubleshooting

- Because Cambridge theses are classed as books in iDiscover not all the results you get will be theses.
- If you cannot find the thesis you want in the catalogue please ask at the Manuscripts Reading Room service desk or email mss@lib.cam.ac.uk
- Recently completed theses may be uncatalogued but will be available for consultation if they have been deposited in the University Library by Student Registry.
- Theses approved before 1970 are being added to the catalogue but many are still only listed in a card catalogue in the Manuscripts Reading Room.

2. Browsing for theses by subject

- Select the 'ADVANCED SEARCH' option.



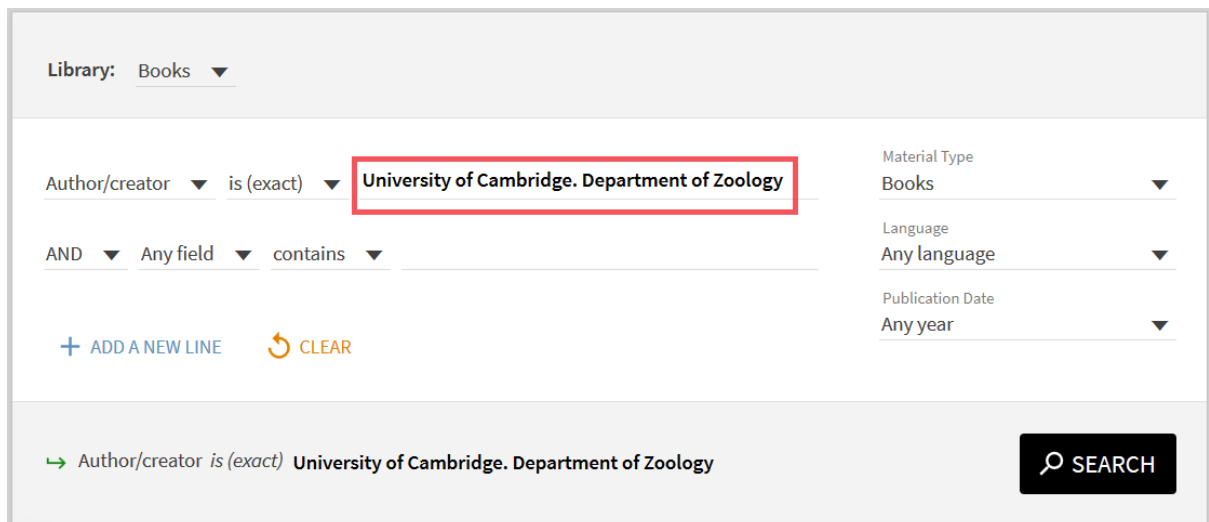
The image shows the top of the iDiscover search interface. The search bar contains the text "Search our collections" and a dropdown menu set to "All Libraries/Collections". To the right of the search bar is a magnifying glass icon and a red-bordered button labeled "ADVANCED SEARCH".

- Change 'All Libraries/Collections' to 'Books', 'Any field' to 'Author/creator', and 'contains' to 'is (exact)'.



The image shows the advanced search filter section. The "Library" dropdown is set to "Books". The "Author/creator" dropdown is set to "is (exact)". The "Material Type" dropdown is set to "Books". Below these are options for "AND", "Any field", and "contains". There are also buttons for "+ ADD A NEW LINE" and "CLEAR".

- Type in the relevant faculty or department for your subject area and click on 



The image shows the advanced search filter section with the text "University of Cambridge. Department of Zoology" entered in the "Author/creator" field. Below the filters, there is a search bar containing the text "Author/creator is (exact) University of Cambridge. Department of Zoology" and a "SEARCH" button.

- You can also do a simple search, but this may result in more hits.



The image shows a simple search bar with the text "university cambridge department zoology" and a dropdown menu set to "Books". There is a magnifying glass icon to the right of the search bar.

- You can then refine your results using the drop-down lists.

The image shows a search interface with two main components. On the left is a grey box titled 'Refine my results' containing a 'Sort by' dropdown menu currently set to 'Relevance'. On the right is a larger grey box titled 'Library' with an upward-pointing arrow. It contains a list of library categories with their respective counts in parentheses. The 'University Library (780)' entry is highlighted with a red rectangular border.

Library	Count
Biochemistry: Colman Li...	(2)
Christ's College	(2)
Churchill College	(2)
Fitzwilliam College	(2)
Genetics Library	(9)
Gonville & Caius College	(2)
Homerton College	(1)
Moore Library	(1)
Murray Edwards College:...	(1)
Peterhouse	(1)
Plant Sciences Library	(2)
Queens' College	(4)
St. John's College	(1)
Trinity College	(2)
University Library	(780)
Zoology: Balfour & Ne...	(218)

Troubleshooting

- Because Cambridge theses are classed as books in iDiscover not all the results you get will be theses.
- Keywords can help narrow down your search, providing the keyword appears somewhere in the catalogue record!
- Cambridge department and faculty names have changed occasionally over the years and some are not catalogued in the form of 'University of Cambridge. Department...'. A list of departments, faculties and affiliated institutions listed in the 'Author/creator' field can be found [here](#).